

### City/town Socio-economic Profile: Forest Hills

This factsheet provides socio-economic information for your selected community. The table details city/town level data used to calculate a unique Ability to Pay index value and information on average values for Tennessee. Colorized bar charts plot a community's data against the State average. Green indicates a community value that is above the Tennessee average. Red indicates a community that is below the average. Graphs of this information plot the relative trend in population, poverty level, unemployment rate, food stamps and median household income over time. The data is presented for all the 347 cities/towns in Tennessee.

Select City/town →	Forest Hills	Tennessee	Relative Trend	Tennessee
Change in Population (2010-2019)	3.6%	7.6%	Growth below state average	
Poverty Level (2019)	4.6%	11.1%	Lower than state average	
Unemployment Rate (2020)	5.7%	6.4%	Lower than state average	
Food Stamps (2019)	0.3%	13.6%	Very low reliance	
Adjusted Median Household Income (2019)	\$211,018	\$55,411	Significantly above average MHI	

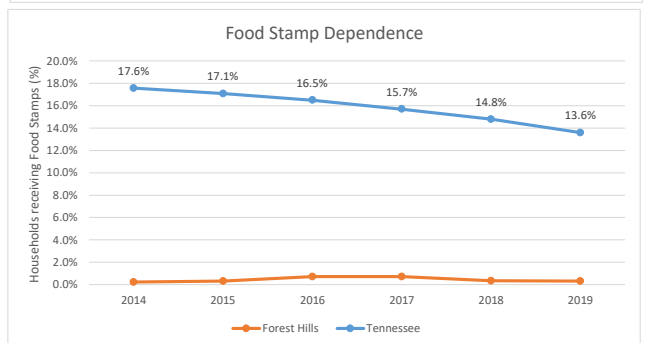
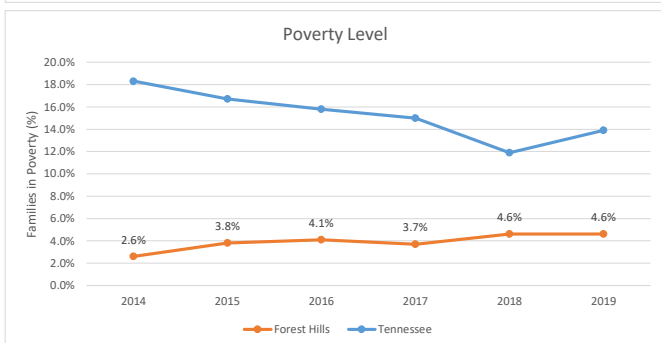
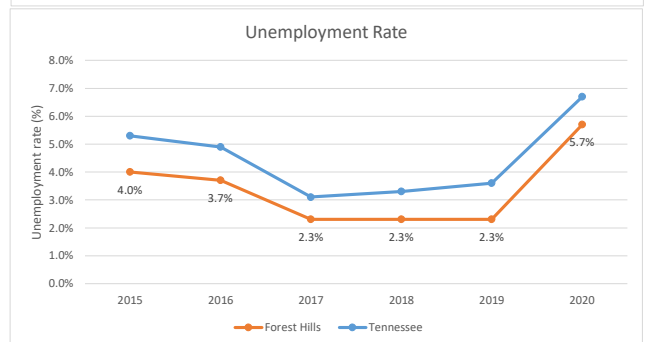
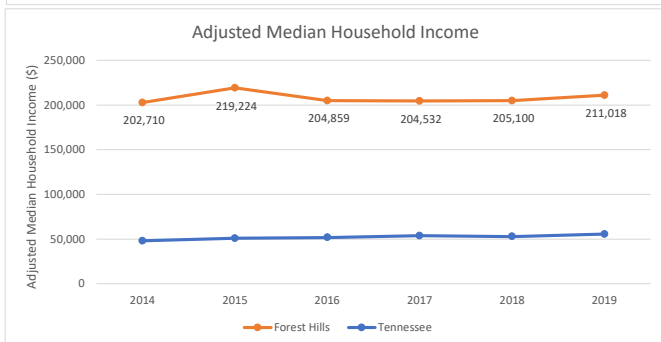
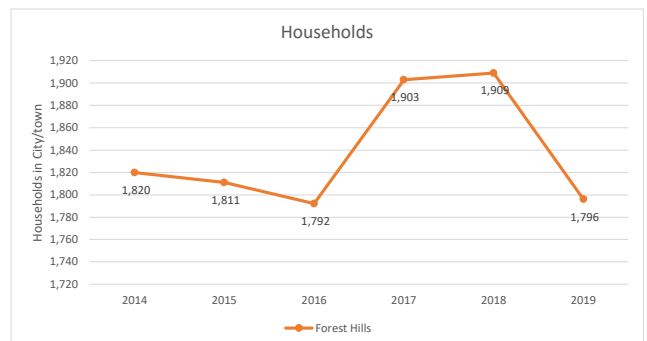
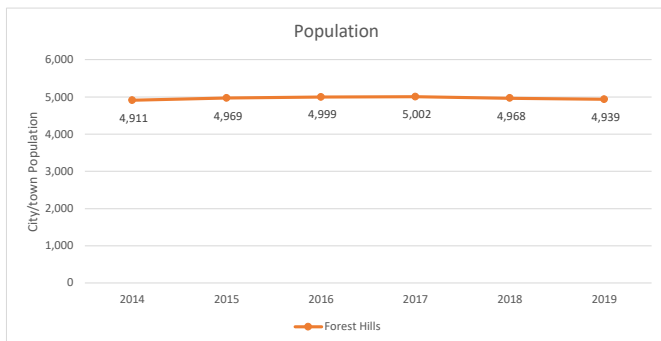
Forest Hills	2010	2018
Population	4,769	4,939
Median Age (years)	45.6	48.2
Median Household Income	\$195,874	\$211,018

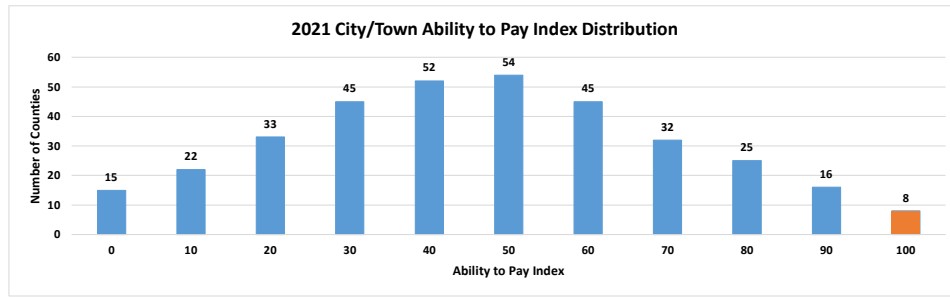
Ability to Pay Index
100

The population and household trend charts demonstrate the changes over time at the city/town level. Median household income, unemployment rate, poverty level and food stamp dependence trends over time are presented for the city/town and Tennessee.



The Ability to Pay Index distribution provides an overview of the number of cities/towns that fall in the range from 0 to 100. An Ability to Pay Index of 0 indicates an economically distressed community and that of a 100 indicates a wealthy community. The city/town specific Ability to Pay Index is highlighted in orange.



Variable	Year(s)	Source
Population	2010 and 2019	American Community Survey 5-Year Estimates Population
Unemployment	2020 December	Tennessee Labor Market Report
Median household income	2019	American Community Survey 5-Year Estimates Median Household Income in the past 12 months
Poverty	2019	American Community Survey 5-Year Estimates Poverty Status in the past 12 months
Food stamps	2019	American Community Survey 5-Year Estimates Food Stamps/Supplemental Nutrition Assistance Program

